



CNWPVC-8


FEBRUARY, 2003

PLEASE ORDER BY PART NUMBER

PVC SCH-80 THREADED DROP PIPE ASTM D-1785  POTABLE WATER	SIZE	O.D.	MIN. WALL	WEIGHT PER 100'	MAX PSI 73°F	FEET PER PALLET	PALLETS PER T.L.	PART NO.
	1"	1.315	.179	41.23	315	5200	32	43050
	1¼	1.660	.191	57.06	260	4000	32	43070
	1½	1.900	.200	69.19	235	2360	40	43085
	2	2.375	.218	95.89	200	1860	32	43100

PVC SCH-120 THREADED DROP PIPE ASTM D-1785  POTABLE WATER	SIZE	O.D.	MIN. WALL	WEIGHT PER 100'	MAX PSI 73°F	FEET PER PALLET	PALLETS PER T.L.	PART NO.
	1"	1.315	.200	45.21	360	2600	44	43350
	1¼	1.660	.215	63.12	300	2000	44	43370
	2	2.375	.250	108.10	240	1860	32	43390

STANDARD LENGTH 20 FT. PROTECTIVE END CAPS PLACED ON ALL THREADED PIPE.

WW25 MACHINED COUPLING			
	SIZE	PART NO.	QTY.
	1	85250	10/100
	1¼	85252	10/100
	1½	85253	10
	2	85254	10
THREAD X THREAD EXTRA HEAVY - SCH120 FOR USE ON THREADED DROP PIPE			

CRESLINE - NORTHWEST, LLC.

GENERAL OFFICE: 955 DIAMOND AVENUE · EVANSVILLE, IN 47711 · TELEPHONE (812) 428-9300

FACTORY: 223 MAURIN ROAD · CHEHALIS, WA 98532 · TELEPHONE (360) 740-0708

PVC THREADED DROP PIPE DEPTH GUIDELINES

PVC THREADED SCHEDULE 80 PIPE HORSEPOWER RATINGS - DEPTH CHART						
SIZE	MAX HP	RECOMMENDED FITTINGS	PUMPING LIMITATIONS - BASED ON SHUT-OFF SWITCH			TORQUE ARRESTOR
			40 PSI	50 PSI	60 PSI	
1"	1.5	EXTRUDED COUPLINGS	610'	590'	570'	USE OVER 150'
1 1/4"	2	EXTRUDED COUPLINGS	475'	455'	435'	USE OVER 150'
1 1/2"	5	STEEL OR BRASS COUPLINGS	435'	415'	395'	USE OVER 150'
2"	7.5	STEEL OR BRASS COUPLINGS	350'	325'	300'	USE OVER 150'

PVC THREADED SCHEDULE 120 PIPE HORSEPOWER RATINGS - DEPTH CHART						
SIZE	MAX HP	RECOMMENDED FITTINGS	PUMPING LIMITATIONS - BASED ON SHUT-OFF SWITCH			TORQUE ARRESTOR
			40 PSI	50 PSI	60 PSI	
1"	1.5	EXTRUDED COUPLINGS	700'	675'	650'	USE OVER 150'
1 1/4"	2	EXTRUDED COUPLINGS	570'	545'	520'	USE OVER 150'
2"	7.5	STEEL OR BRASS COUPLINGS	435'	415'	395'	USE OVER 150'



CRESLINE - NORTHWEST, LLC.

GENERAL OFFICE: 955 DIAMOND AVENUE · EVANSVILLE, IN 47711 · TELEPHONE (812) 428-9300

FACTORY: 223 MAURIN ROAD · CHEHALIS, WA 98532 · TELEPHONE (360) 740-0708